

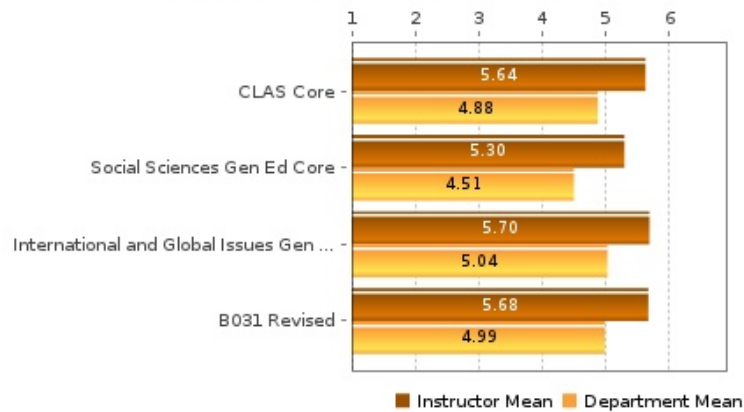
Teaching Evaluation Summary (Fall 2015)

Ratings Summary


Instructor: LaCombe, Scott
 Subject: POLI
 Catalog & Section: 1501, 0A04

Course Title: Political Science
 Enrollment: 26 Responses Incl Declines: 22
 (Declined: 0)

Elements of Instruction

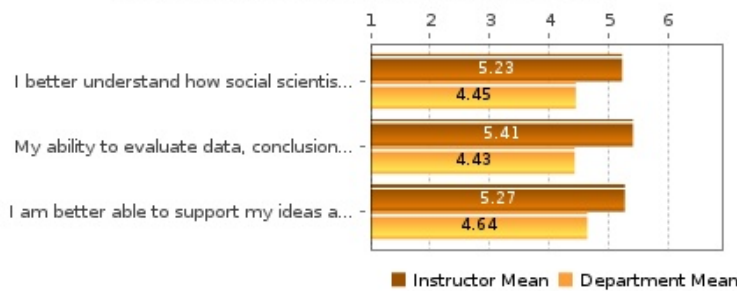


CLAS Core



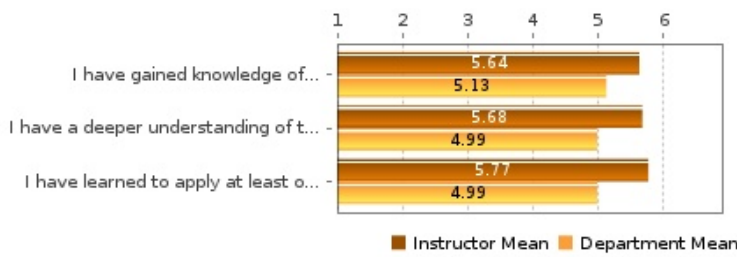
Statement	Response Rate	Mean	Median	Std Dev	Strongly Agree (6)	5	4	3	2	Strongly Disagree (1)
The Instructor was effective in teaching the course materials.	84%	5.77	5.90	0.60	19	12	0	0	0	0
The work assigned by the instructor was worthwhile and helped me learn the course material.	84%	5.41	5.70	0.83	13	6	2	1	0	0
The instructor supported student learning in this class.	84%	5.73	5.90	0.62	18	2	2	0	0	0

Social Sciences Gen Ed Core



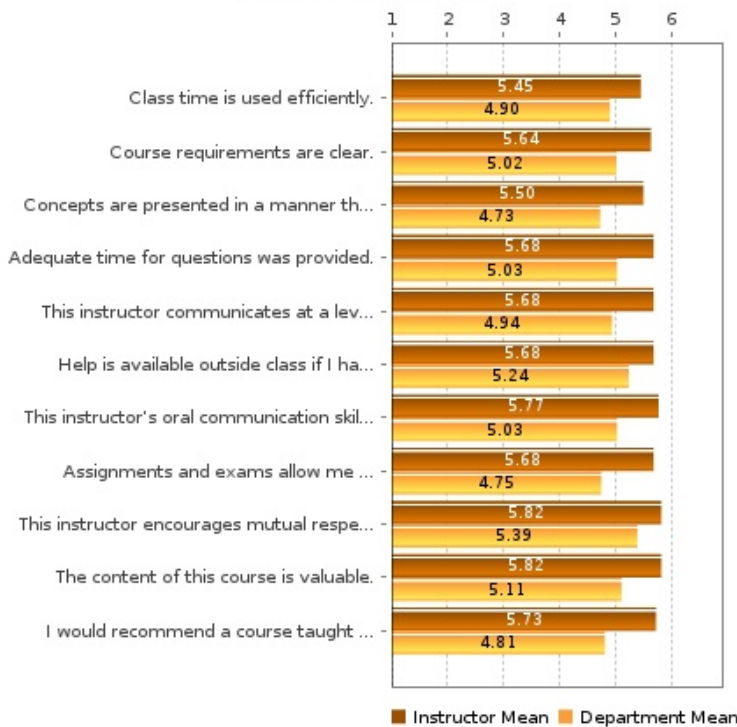
Statement	Response Rate	Mean	Median	Std Dev	Strongly Agree (6)	5	4	3	2	Strongly Disagree (1)
I better understand how social scientists conduct research, gather data, and derive conclusions.	84%	5.23	5.70	1.13	13	4	3	1	1	0
My ability to evaluate data, conclusions, and hypotheses has improved.	84%	5.41	5.60	0.78	12	8	1	1	0	0
I am better able to support my ideas and positions using evidence.	84%	5.27	5.70	1.17	13	5	3	0	0	1

International and Global Issues Gen Ed Core



	Response Rate	Mean	Median	Std Dev	Strongly Agree (6)	5	4	3	2	Strongly Disagree (1)
I have gained knowledge of a contemporary global or international issue.	84%	5.64	5.80	0.64	16	4	2	0	0	0
I have a deeper understanding of the importance of seeing an issue from multiple perspectives.	84%	5.68	5.90	0.63	17	3	2	0	0	0
I have learned to apply at least one method of analysis for understanding global issues.	84%	5.77	5.90	0.42	17	5	0	0	0	0

B031 Revised



	Response Rate	Mean	Median	Std Dev	Strongly Agree (6)	5	4	3	2	Strongly Disagree (1)
Class time is used efficiently.	84%	5.45	5.70	0.72	13	6	3	0	0	0
Course requirements are clear.	84%	5.64	5.90	0.83	18	1	2	1	0	0
Concepts are presented in a manner that helps me learn.	84%	5.50	5.70	0.66	13	7	2	0	0	0
Adequate time for questions was provided.	84%	5.68	5.80	0.55	16	5	1	0	0	0
This instructor communicates at a level appropriate to my understanding.	84%	5.68	5.90	0.63	17	3	2	0	0	0
Help is available outside class if I have questions.	84%	5.68	5.80	0.55	16	5	1	0	0	0
This instructor's oral communication skills are adequate for the course.	84%	5.77	5.90	0.60	19	1	2	0	0	0
Assignments and exams allow me to adequately demonstrate what I have learned.	84%	5.68	5.80	0.55	16	5	1	0	0	0
This instructor encourages mutual respect among students of diverse backgrounds.	84%	5.82	5.90	0.39	18	4	0	0	0	0
The content of this course is valuable.	84%	5.82	5.90	0.39	18	4	0	0	0	0
I would recommend a course taught by this instructor to other students.	84%	5.73	5.90	0.54	17	4	1	0	0	0

Course Type	Class	Expected Grade
Required for Major/Minor 36%	Freshman 0%	A 64%
General Education Program 50%	Sophomore 18%	B 36%
Elective 14%	Junior 45%	C 0%
	Senior 36%	D 0%
	Graduate Student 0%	F 0%
	N/A 0%	